

VOLUME 265 • NUMBER 1 • APRIL 1993

JPETAB 265 (1) 1-481 (1993)

ISSN 0022-3565

MONTE S. SIEBERTZ MEDICAL LIBRARY  
EDWIN S. SIEBERTZ MEDICAL CENTER

APR 11 1993

Handwritten signature in black ink, appearing to read "W. J. Harvey" or similar, written over the title area.

The Journal of

# PHARMACOLOGY

## AND EXPERIMENTAL THERAPEUTICS

*A Publication of The American Society  
for Pharmacology and Experimental Therapeutics  
Founded by John J. Abel—1909*


Edited for the Society by John A. Harvey



Published by Williams & Wilkins

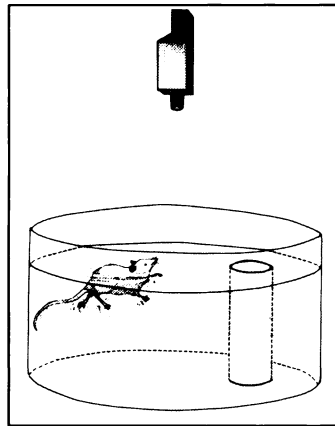
# VIDEO TRACKERS MEASURE ANIMAL ACTIVITY

Videomex-V tracks black or white images  
 Videomex-X tracks multiple colors  
 Can work as interfaces to IBM-PC computers



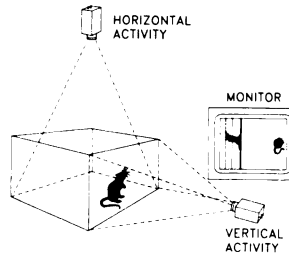
## VIDEOMEX-V SOFTWARE FOR WATER MAZE

This software plots patterns of movement, measures distance traveled and time taken by the animal to reach the goal platform in a Water Maze.



**NEW!**

### VIDEOMEX-V VERTICAL ACTIVITY SETUP




### VIDEOMEX-V VERTICAL ACTIVITY SETUP

Now, with two (2) television cameras, the Videomex-V can measure both Horizontal and Vertical activity.


Columbus Instruments Videomex-V  
 Multiple Zone Distance Traveled  
 Experiment number 4  
 Distances are in cm  
 Times are in seconds

Zone Map:



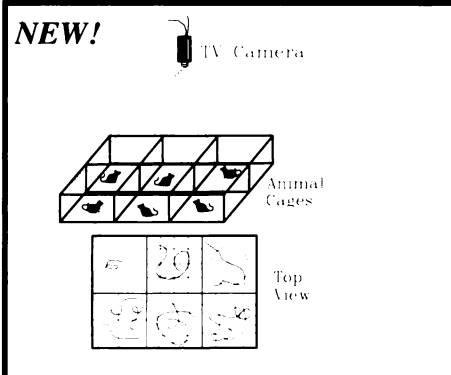
### MAZES

The Videomex-V is ideal for use with mazes. It prints pattern of movement, time spent in each maze branch (area), number of visits, etc. The user can design the shape of the maze and zones using a computer, mouse or Videomex-V controls.



### WATER STUDIES

The Videomex-V is ideal for measuring fish activity. Observations can be done either from a top view, side view or both the side and top views of an aquarium. It can track a single fish or measure the general level of activity of a school of fish.



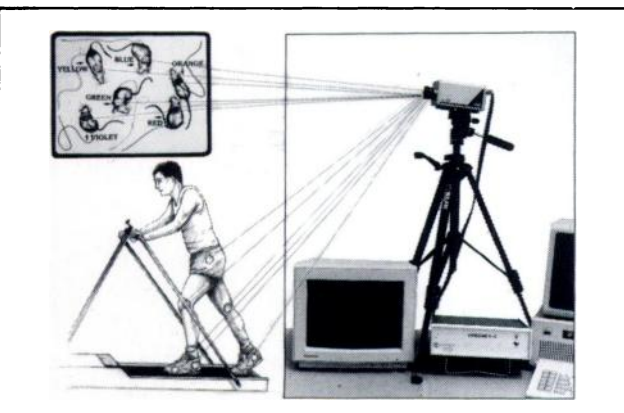
### MULTIPLE ANIMALS IN MULTIPLE CAGES

Now multiple animals in multiple cages can be measured according to patterns of movement, distances traveled and time each animal spends in each zone of their own cage. Each animal cage can be partitioned into multiple zones. This is a very economical solution for multiple cage studies.



### BACKGROUND MASKING & SMALL OBJECTS FILTER

The Videomex-V provides the perfect method to measure primate activity behind cage bars by being able to "mask out" areas not of interest to the study. The Videomex-V tracks the animal and measures distance traveled even with solid cage bars between the animal and television camera. **New! Small objects can be eliminated making Videomex-V insensitive to animal feces, tracking only the largest object in the field.**



## VIDEOMEX-X MULTI-COLOR SYSTEM

The Videomex-X Multi-Color System can track up to 6 separate color markers on either animals or humans. It digitizes the image and calculates the X-Y coordinates of color marked objects 60 times per second and transfers the data in real time to an IBM-PC/AT's hard disk. It's ideal for tracking multiple animal activity when animals share the same space. Software is available for tracking patterns of movement, social contact, distance traveled, time spent in different zones, etc. One exceptional application for this is in human biomechanics.

LAB ANIMAL RESEARCH EQUIPMENT CATALOG NOW AVAILABLE.  
 PLEASE CONTACT US FOR MORE INFORMATION AT:



**COLUMBUS INSTRUMENTS INTERNATIONAL CORPORATION**

P.O. Box 44049 Columbus, Ohio 43204 USA  
 PH: (614) 276-0861 FAX: (614) 276-0529 TLX: 246514  
 Toll Free In USA: 1-800-669-5011

**COPYRIGHT © 1993 BY THE AMERICAN SOCIETY FOR PHARMACOLOGY AND EXPERIMENTAL THERAPEUTICS**