

# The Journal of PHARMACOLOGY AND EXPERIMENTAL THERAPEUTICS

A Publication of The American Society  
for Pharmacology and Experimental Therapeutics

Founded by John J. Abel 1909

## EDITOR

Eva King Killam

## ASSISTANT EDITOR

Mannfred A. Hollinger

## EDITORS FOR SPECIFIC FIELDS

*Analgesia and Drug Abuse*  
**Joseph Cochlin**

*Autonomic Pharmacology*  
**Joseph J. McPhillips**  
**Robert E. Stitzel**

*Behavioral Pharmacology*  
**John A. Harvey**

*Cardiovascular Pharmacology*  
**Henry R. Besch, Jr.**  
**Theodore M. Brody**  
**Donald V. Priola**

*Cell Pharmacology*  
**Toshio Narahashi**  
**George B. Weiss**

*Chemotherapy*  
**H. George Mandel**

*Developmental Pharmacology*  
**Bernard L. Mirkin**

*Drug Metabolism and Disposition*  
**Edward Bresnick**  
**Jordan L. Holtzman**

*Endocrine Pharmacology*  
**Paula H. Stern**

*Gastrointestinal Pharmacology*  
**Thomas F. Burks**

*Immunopharmacology*  
**Sydney Spector**

*Neuropharmacology*  
**S. J. Enna**  
**A. James Hance**  
**Charles O. Rutledge**

*Prostaglandins and Leukotrienes*  
**John C. McGiff**

*Pulmonary Pharmacology*  
**Mannfred A. Hollinger**

*Renal Pharmacology*  
**William O. Berndt**

*Toxicology*  
**Curtis D. Klaassen**

## EDITORIAL ADVISORY BOARD

Martin W. Adler  
Edson X. Albuquerque  
Edmund G. Anderson  
Lewis Aronow  
Leslie E. Bailey  
Michael D. Bailie  
Robert L. Balster  
Paul Bass  
John A. Bevan  
C. Paul Bianchi  
Leslie C. Blaber  
David A. Blake  
Floyd E. Bloom  
Gary Brooker  
Carl K. Buckner  
David B. Bylund  
Theodore J. Cicero  
Doris H. Clouet  
Leonard Cook  
Charles R. Craig  
E. E. Daniel  
William C. de Groat  
Louis Diamond  
Walter R. Dixon  
James S. Douglas  
J. W. Downie  
Sue Piper Duckles  
Linda Dykstra

Hugh L. Evans  
James A. Ferrendelli  
Gregory D. Fink  
Lawrence J. Fischer  
William W. Fleming  
Ray W. Fuller  
Timothy S. Gaginella  
Gerard L. Gebber  
James W. Gibb  
Shri N. Giri  
Dora B. Goldstein  
Frank R. Goodman  
Charles W. Gorodetzky  
Theodore E. Gram  
Garrett J. Gross  
T. Kendall Harden  
Harold F. Hardman  
Louis S. Harris  
Richard J. Head  
Philip C. Hoffmann  
Stephen G. Holtzman  
Jerry B. Hook  
David M. Jacobowitz  
Donald R. Jasinski  
Alain F. Junod  
S. M. Kirpekar  
Conan Kornetsky  
Edwin A. Kroeger

Wayne Levin  
Louis Levy  
Roberto Levi  
George E. Lindenmayer  
Stephen L. Lipsius  
Walter Lovenberg  
Benedict R. Lucchesi  
K. U. Malik  
Thomas A. McCalden  
Donald E. McMillan  
Jerry Mitchell  
Perry B. Molinoff  
W. H. Morse  
Kevin Mullane  
Jose M. Musacchio  
Mary J. Mycek  
Robert A. Neal  
Phillip Needleman  
Achilles J. Pappano  
William A. Pettinger  
Larissa A. Pohorecky  
Russell A. Prough  
James W. Putney, Jr.  
Arthur Raines  
G. Alan Robison  
C. R. Ross  
Carl E. Rosow  
Ronald P. Rubin

Robert R. Ruffolo, Jr.  
Betty I. Sasyniuk  
Arnold Schwartz  
Lewis S. Seiden  
Eric J. Simon  
Roger P. Smith  
John L. Sutko  
Boris Tabakoff  
Robert I. Taber  
A. E. Takemori  
Robert E. Ten Eick  
Thomas R. Tephly  
Richard E. Tessel  
C. D. Thron  
U. Trendelenburg  
Betty M. Twarog  
Norman J. Uretsky  
Ladislav Volicer  
Martin A. Wasserman  
I. M. Weiner  
Benjamin Weiss  
Richard M. Welch  
David P. Westfall  
Grant R. Wilkinson  
Martin M. Winbury  
Barry B. Wolfe  
Ben G. Zimmerman

## BOARD OF PUBLICATIONS TRUSTEES

Norman Weiner, *Chairman*: James A. Bain, Joel G. Hardman, Eva King Killam, Bettie Sue Masters  
Jerry R. Mitchell, Walter Modell, Paul L. Munson, Clement A. Stone, Palmer W. Taylor, Vincent G. Zannoni


## EXECUTIVE OFFICER OF THE SOCIETY

Kay Croker

THE JOURNAL OF PHARMACOLOGY AND EXPERIMENTAL THERAPEUTICS (ISSN 0022-3565) is published monthly by The American Society for Pharmacology and Experimental Therapeutics, 428 E. Preston Street, Baltimore, MD 21202. Annual dues includes \$60.00 for journal subscription. Second class postage paid at Baltimore, MD and at additional mailing offices. POSTMASTER: Send address changes (Form 3579) to Williams & Wilkins, 428 E. Preston St., Baltimore, MD 21202. Indexed by *Current Contents* and *Index Medicus*. Subscription rates \$140.00 (\$165.00 foreign); institutions \$185.00 (\$210 foreign) single copy \$14.00 (\$17.00 foreign). Copyright © 1983 by The American Society for Pharmacology and Experimental Therapeutics

# 2 PULSE DIGITAL STIMULATOR

**NEW!**



## ®GRASS MODEL S11 SPECIFICATIONS

QUARTZ TIMED DIGITAL PARAMETERS  
ARE COMPUTER PROGRAMMABLE

### TRAIN INTERVAL

- SINGLE
- REPEAT - 1 MS to 100 SEC

### TRAIN DURATION

- 1 MS to 10 SEC

### PULSE INTERVAL

- SINGLE
- REPEAT - 100  $\mu$ S to 100 SEC

### PULSE DURATION (S<sub>1</sub>, S<sub>2</sub>)

- 10  $\mu$ S to 10 SEC

### PULSE DELAY

- 10  $\mu$ S to 10 SEC

### OUTPUTS (Two)

- S<sub>1</sub>: .01 to 150<sup>V</sup> (+)
- S<sub>2</sub>: .01 to 150<sup>V</sup> (+)
- Independent Amplitudes
- Biphasic with two SIUs

### FUNCTIONS

- S<sub>1</sub> Off-On
- S<sub>2</sub> Off-On
- Delay - S<sub>1</sub> + S<sub>2</sub> simultaneously
- S<sub>1</sub> - Delay - S<sub>2</sub>
- S<sub>1</sub> - Delay - S<sub>1</sub>

### ISOLATION UNITS (Optional)

- SIU5 - Radio Frequency Isolation
- PSIU6 - DC. Optical Isolation
- SIU7 - AC for human stimulus optical capacity coupled.

### SYNC IN

- To Pulse Delay
- To Train Duration

### SYNC OUT

- Train
- Pulse
- Delay

### MONITORS

- S<sub>1</sub> and S<sub>2</sub> LED's
- S<sub>1</sub> + S<sub>2</sub> BNC Out

### PHYSICAL SIZE

- 19" W x 5.25" H x 8.5" D
- Weight 19 lbs.

GRASS INSTRUMENT CO.  
QUINCY, MASS. 02169  
Telephone: (617) 773-0002

**GRASS** SINCE 1935  
MEDICAL INSTRUMENTS

©1980

D144E80

## AUTHOR INDEX

- Abel, P. W., 322  
Aghajanian, G. K., 517  
Antonelli, T., 435  
Arbilla, S., 446  
Bai, S. A., 360  
Baron, S. A., 365  
Bass, P., 538  
Beani, L., 435  
Bend, J. R., 491  
Bianchi, C., 435  
Black, K. A., 349  
Borison, H. L., 508  
Boyd, M. R., 409  
Breimer, D. D., 459  
Carlà, V., 435  
Cavero, I., 421  
Chaillet, P., 466  
Chang, J.-K., 403  
Chang, K.-J., 403  
Ching, M. S., 441  
Cohen, M. L., 327  
Collins, A. C., 389  
Contentin, J., 466  
Culling, A. J., 499  
Davis, T. P., 499  
Doherty, P. A., 508  
Doxey, J. C., 421  
Eells, J. T., 349  
Epstein, M. L., 538  
Fiekers, J. F., 308  
Forder, J. R., 531  
Fouts, J. R., 491  
Fox, D. A., 538  
Fujiwara, M., 478  
Fuller, R. W., 327, 354  
Galligan, J. J., 499  
Galzin, A.-M., 446  
Gillis, C. N., 531  
Gintzler, A. R., 365  
Girard, A., 415  
Goldberg, M. R., 484  
Goodman, M., 267  
Hardy, K. J., 441  
Hemrick-Luecke, S. K., 354  
Henderson, F., 308  
Hermesmeyer, K., 322  
Hernandez, L., 524  
Hoebel, B. G., 524  
Hollister, A. S., 484  
Hook, B. G., 288  
Horita, A., 383  
Howerton, T. C., 389  
Hynes, M. D., III, 354  
Jacobson, K. A., 267  
Jaffe, B. M., 365  
Joeres, R. P., 459  
Jones, D. B., 441  
Kamal, L. A., 446  
Kendall, D. A., 429  
Killian, A., 403  
Klevans, L., 267  
Koutouzov, S., 415  
Kramer, R. A., 409  
Kurz, K. D., 327  
Kusachi, S., 316  
Lai, H., 383  
Lakoski, J. M., 517  
Langer, S. Z., 446  
Lucchesi, B. R., 288  
Macdonald, R. L., 394  
Marcais-Collado, H., 466  
Marche, P., 415  
Marshall, I. G., 308  
Martin, W. R., 302  
Massa, T., 340  
McCarthy, L. E., 508  
Melmon, K. L., 267  
Mihaly, G. W., 441  
Mittag, T. W., 340  
Morgan, D. J., 441  
Moroni, F., 435  
Muramatsu, I., 478  
Nagao, T., 472  
Nahorski, S. R., 429  
Narita, H., 472  
Norton, S., 376  
Oates, J. A., 484  
O'Connor, M. F., 389  
O'Donnell, M., 267  
Olsson, R. A., 316  
Parada, M., 524  
Parsons, R. L., 308  
Pearson, D., 354  
Pitt, Bruce R., 531  
Roach, A. G., 421  
Robertson, D., 484  
Romson, J. L., 288  
Rosenkranz, R. P., 267  
Schmidt, M. B., 376  
Schoemaker, H., 499  
Shen, D. D., T4, 367  
Smallwood, R. A., 441  
Smith, B. R., 491  
Strachan, D. A., 421  
Tanganelli, S., 435  
Tedford, C. E., 349  
Tephly, T. R., 349  
Terao, N., T4, 369  
Thompson, R. D., 316  
Threlkeld, P. G., 354  
Trapani, A., 322  
Tung, C.-S., 484  
Van Anda, J., 491  
van der Graaff, M., 459  
Verlander, M. S., 267  
Vermeulen, N. P. E., 459  
Vlietstra, T., 459  
Vorhees, C. V., 274  
Walle, T., 360  
Walle, U. K., 360  
Webster, L. K., 441  
Wei, E. T., 403  
Weiss, H. R., 333  
Werz, M. A., 394  
Wilson, M. J., 360  
Wong, D. T., 354  
Worcel, M., 322  
Wu, K. M., 302  
Yabana, H., 472  
Yamaguchi, I., 472  
Yamawaki, S., 383  
Yokotani, K., 478

# Satellite Symposium—IUPHAR

The Phthalate Acid Esters, 6-7 August 1984  
The University of Surrey, Guildford, England

*Inquiries and applications may be directed to:*


Professor J. W. Bridges  
University of Surrey

or

Dr. John A. Thomas  
Travenol Laboratories, Inc.  
Morton Grove, Illinois 60053

**O<sub>2</sub>-consumption  
CO<sub>2</sub>-production  
Respiration Rate**

Simultaneously  
measured in  
1 to 8 animal  
cages



### FEATURES

- One controller for 1 to 8 animal cages
- Continuous measurement of O<sub>2</sub>, CO<sub>2</sub> and Respiration Rate over a 24 hour period in ml/kg of body weight/hour in STP units.
- Printer prints results every four (4) minutes for each of 1 to 8 animals as well as oxygen percent level in each animal cage
- System adaptable to small or large animals
- Continuous airflow through system with oxygen level measurements at the output and input
- High accuracy, >98% of full measuring range e.g. typical error ±30 ml oxygen/kg/hour in 3000 ml oxygen/kg/hour range
- User adjustable alarm warns user of possible hypoxia
- Reuseable absorbants
- Auto reference assures high accuracy, system periodically measures ambient air and corrects itself
- Optional RS-232 interface for communication with other computers
- Insensitive to temperature variations in the animal cage.

Columbus Instruments also supplies monitors for: Animal Activity, Cardiac Output, Drinking and Feeding, Respiration Rate and Startle Response.



For more information, call or write to:  
**COLUMBUS INSTRUMENTS INTERNATIONAL CORPORATION**  
Supplier of individual instruments and total measuring systems

950 N. HAGUE AVE., COLUMBUS, OHIO 43204 U.S.A.  
PHONE: (614) 488-6178 TELEX: 246514

## RATS!!! CARDIAC OUTPUT BY THERMODILUTION


"CARDIOMAX-II-R" is the only computer which can measure cardiac output of rats (also guinea pigs, rabbits, dogs, chickens, horses and humans) For rats, it uses unique Columbus Instruments thermodilution microprobes **1.3 mm in size!** It also measures systolic, diastolic and mean blood pressures and heart rate up to 1000 beats per minute. Stroke volume is also automatically computed.

### Why Measure Cardiac Output of Rats?

Development of salt sensitive and salt resistive strains of rats provided inexpensive models for studying hypertension. Dynamics of rat circulatory system is similar to dogs or humans. Studies on rats cost only a fraction of studies using dogs.

### Automatic Measurements Without Supervision

All parameters (cardiac output, stroke volume, three blood pressures, blood temperature, heart rate, time of day) can automatically be measured periodically and printed when using "Cardiomax-II-R" with Columbus Instruments Automatic Injector and Printer.



For more information, call or write to:



**COLUMBUS INSTRUMENTS INTERNATIONAL CORPORATION**  
Supplier of individual instruments and total measuring systems

950 N. HAGUE AVE., COLUMBUS, OHIO 43204 U.S.A.  
PHONE: (614) 488-6178 TELEX: 246514

Naunyn-  
Schmiedeberg's

# Archives of Pharmacology

September

Volume 324 Number 1 1983

**N.-E. Andén, M. Grabowska-Andén:** Formation of Deaminated Metabolites of Dopamine in Noradrenaline Neurons 1

**P. J. Boels, T. J. Verbeuren, P. M. Vanhoutte:** Tissue Accumulation and Release of Newly Synthesized <sup>3</sup>H-Dopamine and <sup>3</sup>H-Noradrenaline in Canine Saphenous Veins Incubated with <sup>3</sup>H-(–)-Tyrosine 7

**S. Sakurai, A. Wada, F. Izumi, H. Kobayashi, N. Yanagihara:** Inhibition by  $\alpha_2$ -Adrenoceptor Agonists of the Secretion of Catecholamines from Isolated Adrenal Medullary Cells 15

**P. C. Waldmeier, P. A. Baumann:** Effects of CGP 11305A, a New Reversible and Selective Inhibitor of MAOA, on Biogenic Amine Levels and Metabolism in the Rat Brain 20

**B. Costall, A. M. Domeney, R. J. Naylor:** A Comparison of the Behavioural Consequences of Chronic Stimulation of Dopamine Receptors in the Nucleus Accumbens of Rat Brain Effected by a Continuous Infusion or by Single Daily Injections 27

**S. Tanganelli, C. Bianchi, L. Beani:** Diazepam Antagonizes GABA- and Muscimol-Induced Changes of Acetylcholine Release in Slices of Guinea-Pig Cerebral Cortex 34

**E. F. Nemeth, W. W. Douglas:** Calmodulin, Phospholipase, and Exocytosis. *p*-Bromophenacyl Bromide Inhibits but Mepacrine Stimulates Secretion in Rat Mast Cells 38

**A. Beck, W. Conca, S. Bacher, G. Raberger:** Plasma Insulin Levels and  $\beta$ -Adrenoceptor Antagonists. Relevance of the Steric Configuration of  $\beta$ -Adrenoceptor Antagonists to Their Effect on Glucose Tolerance 46

**H. Sada, S. Harada, T. Ban:** Effects of Beta-Adrenoceptor Blocking Agents of N-Tertiary Butyl Derivatives on Maximum Upstroke Velocity of Action Potential in Guinea-Pig Papillary Muscles 50

**L. Sterin-Borda, E. Borda, S. Fink, M. M. E. de Bracco:** Effect of Phytohemagglutinin-Stimulated Human Lymphocytes on Isolated Rat Atria. Participation of Lipoxygenase Products of Arachidonic Acid Metabolism 58

**E. Müller-Schweinitzer:** Tissue Specific Susceptibility of Alpha-Adrenoceptor Mediated Vasoconstriction to Nifedipine 64

**U. M. Farack, G. Nell, W. Rummel:** Differentiation of Secretagogue Drugs by Chlorpromazine in Rat Intestine in vivo 70

### Short Communication

**N. Limberger, K. Starke:** Partial Agonist Effect of 2-[2-(1,4-Benzodioxanyl)]-2-Imidazoline (RX 781094) at Presynaptic  $\alpha_2$ -Adrenoceptors in Rabbit Ear Artery 75

Indexed in Current Contents



Springer International

210 Naunyn-Schmiedeberg's Arch Pharmacol  
ISSN 0028-1298 NSAPCC 320(3) 205-274 (1982)

FOOD AND DRUG ADMINISTRATION (FDA)  
PUBLIC HEALTH SERVICE  
DEPARTMENT OF HEALTH AND HUMAN SERVICES  
(Commissioner of Food and Drugs  
(\$56,945 to \$67,200 per annum))

Applications are invited for the position of Commissioner of Food and Drugs, Food and Drug Administration, Rockville, Maryland. The Commissioner of Food and Drugs is responsible for planning, executing and evaluating FDA's legislated mission to protect the public health of the nation's 220 million consumers as it may be impaired by food and food additives, drugs, biological products, cosmetics, medical devices, and ionizing and nonionizing radiation-emitting products and substances. The agency operates with a \$360 million budget and approximately 7100 medical, scientific, professional and support personnel located throughout the United States.

This position is a Senior Executive Service General Position with a salary of \$56,945 to \$67,200 per annum, depending on qualifications. Candidates must have an M.D. or equivalent level degree in a scientific or health related field and recognized stature in a professional discipline; demonstrated management ability to direct and lead a complex, diversified medical or scientific organization; demonstrated ability to effectively represent an organization with a variety of groups; demonstrated ability to assimilate a large body of complex scientific and technical information and formulate policy and make decisions on public health related issues; and the ability to implement equal employment opportunity programs. Candidates should also have a broad knowledge of FDA's legislated regulatory responsibilities and the major public health issues confronting the agency and the ability to formulate regulatory policy in the light of consumer safety and the economic effects of such policy.

Commissioned Officers interested in performing the duties within the Commissioned Corps may submit a resume. Commissioned Officers wishing to enter SES and all other applicants must submit an SF-171, Personal Qualifications Statement (available at all Federal Job Information Offices). All applicants should submit a supplemental statement detailing the extent to which they possess the qualifications outlined above. Each qualification should be addressed separately and pertinent experience, education, training, and awards described. Failure to submit the supplemental statement may result in an applicant being given less than due credit in the rating process. Applications should be sent to: Office of Personnel Management, Public Health Service, 5600 Fishers Lane, Room 18A-38, Rockville, Maryland 20857. For further information, contact: Patricia A. Werner, telephone: 301-443-6445.

The Public Health Service is an Equal Opportunity Employer.

---

**Notice to Prospective Authors Wishing to Submit Manuscripts to**

**JOURNAL OF PHARMACOLOGY AND  
EXPERIMENTAL THERAPEUTICS**

The expenses associated with the review of manuscripts submitted to those ASPET-sponsored journals that are devoted to publishing original research articles have escalated dramatically in recent years because of ever-increasing costs of postage, supplies, and other office expenses, and the growing number of manuscripts submitted for publication. In order to continue to offer authors the opportunity to publish their original research in our critically reviewed, well-edited, and widely respected journals, it has become necessary for ASPET to follow the example of several other scientific societies which have instituted a uniform manuscript handling fee for each of its journals that publishes original research reports. Therefore, all manuscripts received in the editorial office on or after July 1, 1983, must be accompanied by a check of \$30.00 (in U.S. funds payable to ASPET) or by a validated purchase order from the authors' institution. The review process for submitted manuscripts will be delayed until the manuscript handling fee or purchase order is received in the appropriate Editor's office. We regret the necessity of instituting a manuscript handling fee. The Board of Publications Trustees has concluded, however, that this charge represents the fairest and most appropriate manner to defray the costs related to the review of submitted manuscripts.

- prostaglandins *in vivo* by di-4-phloretin phosphate. *Br. J. Pharmacol.* **54**: 301-307, 1975.
- DAWSON, C. A., LINEHAN, J. H., RICKABY, D. A. AND ROERIG, D. L.: Influence of plasma protein binding of indocyanine green and bromocresol green on pulmonary prostaglandin E<sub>1</sub> extraction. *Br. J. Pharmacol.*, in press, 1983.
- FERREIRA, S. H. AND VANE, J. R.: Prostaglandins: Their disappearance from and release into the circulation. *Nature (Lond.)* **216**: 868-873, 1967.
- GILLIS, C. N. AND CATRAVAS, J. D.: Altered removal of vasoactive substances in the injured lung: Detection of lung microvascular injury. *Ann. N.Y. Acad. Sci.* **384**: 458-474, 1982.
- GILLIS, C. N., CRONAU, L. H., MANDEL, S. AND HAMMOND, G. L.: Indicator dilution measurement of 5-hydroxytryptamine clearance by human lung. *J. Appl. Physiol.* **46**: 1178-1183, 1979.
- GILLIS, C. N. AND PITT, B. R.: The fate of circulating amines within the pulmonary circulation. *Annu. Rev. Physiol.* **44**: 269-281, 1982.
- GROSS, K. B. AND GILLIS, C. N.: Metabolism of prostaglandins A<sub>1</sub> and E<sub>1</sub> in the perfused rabbit lung and the effects of selected inhibitors. *J. Pharmacol. Exp. Ther.* **198**: 716-724, 1976.
- HAMMOND, G. L., CRONAU, L. H., WHITTAKER, D. AND GILLIS, C. N.: Fate of prostaglandins E<sub>1</sub> and A<sub>1</sub> in the human pulmonary circulation. *Surgery* **81**: 716-722, 1977.
- HAWKINS, H. J., WILSON, A. G. E., ANDERSON, M. W. AND ELING, T. E.: Uptake and metabolism of prostaglandins by isolated perfused lung: Species comparisons and the role of plasma protein binding. *Prostaglandins* **14**: 251-269, 1977.
- LINEHAN, J. H. AND DAWSON, C. A.: A kinetic model of prostaglandin metabolism in the lung. *J. Appl. Physiol.* **47**: 404-411, 1979.
- LINEHAN, J. H., DAWSON, C. A. AND WAGNER-WEBER, V. M.: Prostaglandin E<sub>1</sub> uptake by isolated cat lungs perfused with physiological salt solution. *J. Appl. Physiol.* **50**: 428-434, 1981.
- PITT, B. R., HAMMOND, G. L. AND GILLIS, C. N.: Depressed pulmonary removal of <sup>3</sup>H-prostaglandin E<sub>1</sub> after prolonged cardiopulmonary bypass. *J. Appl. Physiol.* **52**: 887-893, 1982a.
- PITT, B. R., HAMMOND, G. L. AND GILLIS, C. N.: Comparison of pulmonary and extrapulmonary extraction of biogenic amines. *J. Appl. Physiol.* **52**: 1545-1551, 1982b.
- RYAN, J. W.: Processing of endogenous polypeptides by the lungs. *Annu. Rev. Physiol.* **44**: 241-255, 1982.
- SNEDECOR, G. W. AND COCHRAN, W. G.: *Statistical Methods*, Iowa State University Press, Ames, IA, 1967.
- TRIPP, M. R., SWAYZE, C. R. AND FOX, I. J.: *Indocyanine green. In Dye Curves. The Theory and Practice of Indicator Dilution.* ed. by D. A. Bloomfield, pp. 365-391, University Park Press, Baltimore, MD, 1974.
- UOTILA, P. AND MANNISTO, J.: The inactivation of prostaglandin E<sub>1</sub> is decreased by dipyridamole and sulfinpyrazone in isolated rat lungs. *Prostaglandins* **21**: 413-416, 1981.

---

Send reprint requests to: Dr. Bruce R. Pitt, Department of Anesthesiology, Yale University School of Medicine, 333 Cedar St., New Haven, CT 06510.

---

## SATELLITE SYMPOSIUM—IUPHAR

Vascular Neuroeffector Mechanisms, 6-8 August, 1984, Paris, France

Organizers:

J. A. Bevan (U.S.A.),  
 T. Godfraind (Belgium),  
 R. A. Maxwell (U.S.A.),  
 J. C. Stoclet (France),  
 M. Worcel (France)

Inquiries and applications may be directed to:

Dr. Manuel Worcel  
 Centre de Recherches Roussel, UCLAF  
 B.P. 9, F93230 Romainville (France)