

VOLUME 272 • NUMBER 3 • MARCH 1995

JPETAB 272 (3) 963-1337 (1995)

ISSN 0022-3565

# The Journal of PHARMACOLOGY

## AND EXPERIMENTAL THERAPEUTICS

*A Publication of The American Society  
for Pharmacology and Experimental Therapeutics  
Founded by John J. Abel—1909*

MAR 21 1995

Edited for the Society by John A. Harvey

MARIE SMITH SCHWARTZ MEDICAL LIBRARY

BROOKDALE HOSPITAL MEDICAL CENTER



Published by Williams & Wilkins

Broad coverage of pharmacology  
in a prestigious journal

# THE JOURNAL OF PHARMACOLOGY AND EXPERIMENTAL THERAPEUTICS


Editor: **John Harvey, PhD**, The Medical College  
of Pennsylvania

**JPET** is respected the world over as one of the leading research journals in the field of pharmacology. Readers find broad coverage of all aspects of the interactions of chemicals with biological systems, including:

- autonomic pharmacology
- analgesia
- behavioral pharmacology
- cardiovascular pharmacology
- cellular pharmacology
- chemotherapy
- clinical pharmacology
- developmental pharmacology
- drug abuse
- drug metabolism & disposition
- gastrointestinal pharmacology
- immunopharmacology
- neuropharmacology
- pulmonary pharmacology
- renal pharmacology
- toxicology

**JPET** is valuable reading for academic, industrial and clinical pharmacologists as well as toxicologists. The Journal deserves a place in every pharmaceutical and toxicological research laboratory and pharmacology/toxicology department throughout the world.

**Monthly**



**YES!** Enter my subscription:

Avoid future rate increases and ensure uninterrupted service--enter your multiyear subscription today!

**The Journal of Pharmacology and Experimental Therapeutics**  
(monthly)

- Individual: \$190/yr    Institutions: \$340/yr  
(Please add \$65 outside the U.S.; in Canada, also add 7% GST.)  
 New Subscription    Renewal    3 yrs    2 yrs    1 yr

name \_\_\_\_\_

address \_\_\_\_\_

city state zip \_\_\_\_\_

**Williams & Wilkins**  
**A WAVERLY COMPANY**  
PT 55768

P.O. Box 23291  
Baltimore, Maryland 21203-9990

Printed in USA

Broadway House  
2-6 Fulham Broadway  
London SW6 1AA England  
J5068S ZPTT

Payment options:

- Check enclosed    Bill me  
 VISA    MasterCard    American Express

card # \_\_\_\_\_

signature P.O.# \_\_\_\_\_

MD subscribers must add state sales tax. Subscriptions outside the US and Canada must be prepaid, in US dollars only. In Japan, contact Igaku-Shoin MYW, Ltd. (03) 5689-5400. Rates valid for orders received before October 31, 1995.

Please allow 8 weeks for delivery of your first issue. Surface mail delivery to countries outside the US may take up to 16 weeks. Airmail rates available upon request.

Discounts available to members on all ASPET publications. SAVE 10% when ordering two. SAVE 15% when ordering three. SAVE 20% when ordering all four.






## Chair, Department of Pharmacology

The University of Pennsylvania School of Medicine seeks outstanding candidates for the position of Professor and Chair of the Department of Pharmacology. A major institutional commitment to this key basic science department supports this search.

The successful applicant will be of international stature in his or her area of research and will provide academic leadership in the broadly defined area of Pharmacology. Applicants should have demonstrated qualifications in education and administration.

The University is an Equal Opportunity/Affirmative Action employer. Women, minority and international candidates are especially encouraged to apply. Letters of interest, CV, and names of references should be sent to:



**Yale E. Goldman, M.D., Ph.D.**  
Chair, Committee to Search for a Chair  
of the Department of Pharmacology  
Director, Pennsylvania Muscle Institute  
University of Pennsylvania  
School of Medicine  
D-700 Richards Building  
37th & Hamilton Walk  
Philadelphia, PA 19104-6083

### Announcement

## GRANT PROGRAM

Molecular Devices Corporation offers a limited number of equipment grants to U.S. and International academic institutions performing research in the fields of pharmacology and/or physiology. The intent of this grant program is to provide academic researchers access to the CytosensorR Microphysiometer technology at a substantially reduced cost, thereby enabling researchers the opportunity to make novel discoveries using the Cylosensor System, with the ultimate goal of publication.

Briefly, the Cylosensor System is the latest tool for studying the physiological consequences of receptor activation; it has been shown to be particularly useful for drug discovery and signal transduction research. The System can monitor receptor-mediated responses from living cells in minutes, providing functional dose responses in just a few hours. Receptor activation can be studied even without previous knowledge of the signal transduction pathway.

For a comprehensive information package including guidelines for grant submittal, scientific publications, Application Notes, Technical Bulletins and a Reference Guide please contact:

Molecular Devices Corp.  
1311 Orleans Drive  
Sunnyvale, CA 94089  
Ph: (408) 747-3545  
Fx: (408) 747-3602

**Deadline for Grant Submission is March 1, 1995**

## ANNOUNCEMENT

### EPHAR

Federation of European Pharmacological Societies  
Affiliate Member of IUPHAR

### FIRST EUROPEAN CONGRESS OF PHARMACOLOGY

**Milan (Italy), June 16-19, 1995**

**Co-Chairmen:** W.C. Bowman (UK) - G. Fillion (France) - R. Paoletti (Italy) - H. Scholz (Germany)  
- H.A.J. Struijker-Boudier (The Netherlands)

**Scientific Secretaries:** F. Cattabeni (Italy) - M.P. Abbracchio (Italy)

---

**Deadline for Submission of Abstracts:**

*(Oral Communications and Posters)*

**February 20, 1995**

---

For further information, programmes and abstract forms please contact the Organizing Secretariat:

**Fondazione Giovanni Lorenzini  
Medical Science Foundation**

**Via A. Appiani, 7-20121 Milan, Italy  
Phone: (02) 29.00.62.67 - Fax: (02) 29.00.70.18**

# **RBI**<sup>®</sup> YOUR SOURCE FOR CLONED RECEPTORS

## **RECOMBINANT RECEPTORS**

RBI offers one step access to a growing number of specific G protein-coupled receptor subtypes for drug discovery activities including screening of new molecular entities.

<b>Adrenergic</b>	Cat. No.	<b>Muscarinic</b>	Cat. No.
$\alpha_{2A}$ (human)	A-213	M <sub>1</sub> (human)	M-174
$\alpha_{2C}$ (human)	A-214	M <sub>2</sub> (human)	M-175
$\beta_1$ (human)	B-143	M <sub>3</sub> (human)	M-176
$\beta_2$ (human)	B-144	M <sub>4</sub> (human)	M-177
		M <sub>5</sub> (human)	M-179
<b>Dopamine</b>		<b>Opioid</b>	
D <sub>1</sub> (human)	D-178	$\delta$ (mouse)	O-116
D <sub>2S</sub> (human)	D-179		
D <sub>2L</sub> (human)	D-180		
D <sub>3</sub> (human)	D-152	<b>Serotonergic</b>	
D <sub>3</sub> (rat)	D-181	5-HT <sub>1A</sub> (human)	S-160
D <sub>4.2</sub> (human)*	D-177	5-HT <sub>6</sub> (rat)	S-161
D <sub>4.2</sub> (human)**	D-190	5-HT <sub>7</sub> (rat)	S-162
D <sub>5</sub> (human)	D-182		

Manufactured for RBI by BioSignal Inc. (Montreal, Canada); supplied as ready-to-use frozen cell membranes.

\*Manufactured for RBI by Panlabs; supplied as non-viable frozen cells.

\*\*Human receptor expressed in Sf9 cells.

**RBI**<sup>®</sup> **RESEARCH BIOCHEMICALS INTERNATIONAL**

One Strathmore Road, Natick, MA 01760-2447 USA

508-651-8151 • 800-736-3690 • Fax 508-655-1359 • 800-736-2480

COPYRIGHT © 1995 BY THE AMERICAN SOCIETY FOR PHARMACOLOGY AND EXPERIMENTAL THERAPEUTICS

The top ranking journal in the field...

# Pharmacological

A Publication of the American Society for  
Pharmacology and Experimental Therapeutics, Inc.

## REVIEWS

**Robert E. Stitzel, PhD, Editor**  
West Virginia University Medical Center

**P**harmacological Reviews is a show-case for important review articles in your field, featuring more comprehensive papers on topics of high current interest.

The Journal continues to publish the important, longer papers of interest to pharmacologists, physiologists, toxicologists, and biological chemists. No library serving the pharmacologist should be without a subscription.



Published Quarterly

❖  
Discounts available to members on all  
ASPET publications.

Save 10% when ordering two  
Save 15% when ordering three  
Save 20% when ordering four



Please enter my subscription to **Pharmacological Reviews**.

- Individual \$60/year  
 Institutional \$107/year  
 In-training\* \$45/year  
(add \$15/year outside the U.S.; in Canada also add 7% GST)  
 New Subscription  Renewal  
Subscribe for:  3 years  2 years  1 year

Name \_\_\_\_\_  
Address \_\_\_\_\_  
City/State/Zip \_\_\_\_\_  
\* Please indicate institution/status \_\_\_\_\_

**Payment Options:**

- Check enclosed (payable to Williams & Wilkins)  
 Bill me  American Express  MasterCard  VISA  
Card # \_\_\_\_\_ Exp. date \_\_\_\_\_

Signature or P.O. # \_\_\_\_\_  
MD subscribers must add state sales tax. Subscriptions outside the U.S. must be prepaid in U.S. dollars. In Japan, contact Igaku-Shoin, MYW, Ltd. (03) 5689-5400. Rates valid through October 31, 1995.

Return coupon to:  
**Williams & Wilkins**  
A WAVERLY COMPANY

P.O. Box 23291, Baltimore, MD 21203-9990

For credit card orders, call TOLL FREE:  
**1-800-638-6423** in the U.S. or Canada.

## INFORMATION FOR SUBSCRIBERS

**THE JOURNAL OF PHARMACOLOGY AND EXPERIMENTAL THERAPEUTICS** (ISSN 0022-3565) is an official publication of The American Society for Pharmacology and Experimental Therapeutics and is published by Williams & Wilkins, 428 E. Preston St., Baltimore, MD 21202-3993. Second class postage paid at Baltimore, MD and at additional mailing offices. POSTMASTER: Send address changes to THE JOURNAL OF PHARMACOLOGY AND EXPERIMENTAL THERAPEUTICS, 428 E. Preston St., Baltimore, MD 21202-3993.

**Frequency:** *Monthly:* Four volumes a year beginning in January, April, July, and October.

**Correspondence concerning business matters should be addressed to:** Customer Service, Subscriptions, Williams & Wilkins, 428 E. Preston Street, Baltimore, MD 21202-3993. Telephone 1-(800) 638-6423 from anywhere in the U.S. and Canada. From other countries, call (410) 528-8555. Fax: (410) 528-8596.

**Correspondence regarding editorial matters should be addressed to the Editor:** John A. Harvey, Ph.D., Chief, Division of Behavioral Neurobiology, Department of Pharmacology, The Medical College of PA at EPPI, 3200 Henry Avenue—Suite 129, Philadelphia, PA 19129. Telephone: (215) 842-4061 Fax: (215) 843-0690.

**For information on Society membership, contact:** The American Society for Pharmacology and Experimental Therapeutics, 9650 Rockville Pike, Bethesda, MD 20814. Telephone (301) 530-7060 Fax: (301) 530-7061.

**Instructions to Authors** appears in the first issue of each volume (January, April, July, October).

**Annual Subscription Rates:** U.S.: *Personal* \$190.00; *Institutional* \$340.00; *Single copy* \$30.00. **Outside the U.S., except for Japan:** *Personal* \$255.00; *Institutional* \$405.00; *Single copy* \$35.00.

**Institutional (multiple reader) rate** applies to libraries, schools, hospitals, clinics, group practices, and federal, commercial and private institutions and organizations.

**For Japanese rates, please contact:** Igaku-Shoin MYW Ltd., 3-23-14 Hongo, Bunkyo-Ku, Tokyo 113, JAPAN. Telephone: (03) 5689-5400 or 5401. Fax: (03) 5689-5402.

PRICES ARE SUBJECT TO CHANGE.

The GST number for Canadian subscribers is 123394371. Country of origin USA.

**New subscriptions** received before May 1st of each year will begin with the first issue of the year. Subscriptions received between May 1st and October 31st will start with the mid-year issue (July). Subscriptions received after October 31st will start with the first issue of the following year. Subscriptions may start with any current volume's issue upon request.

**Renewals** should be done *promptly* to avoid a break in

journal delivery. The Publisher cannot guarantee to supply back issues on late renewals.

**Change of address:** The publisher must be notified 60 days in advance. Journals undeliverable because of incorrect address will be destroyed. Duplicate copies may be obtained, if available, from the Publisher at the regular price of a single issue. Send address changes to THE JOURNAL OF PHARMACOLOGY AND EXPERIMENTAL THERAPEUTICS, 428 East Preston Street, Baltimore, MD 21202-3993. **If a member,** please contact the Society with your change.

**Reprints of individual articles** are available only from the authors.

**Reprints in large quantities,** for commercial or academic use, may be purchased from the Publisher. For information and prices call (410) 528-4292.

**Microfilm and Microfiche:** Prices are available upon request. Microfilm editions may be ordered from Williams & Wilkins.

**The Journal subscription list** is available for rental on a controlled basis from Williams & Wilkins. All promotional literature must be approved in advance.

**Disclaimer:** The statements and opinions contained in the articles of THE JOURNAL OF PHARMACOLOGY AND EXPERIMENTAL THERAPEUTICS are solely those of the individual authors and contributors and not of the American Society for Pharmacology and Experimental Therapeutics or Williams & Wilkins. The appearance of advertisements in the Journal is not a warranty, endorsement or approval of the products or safety. The American Society for Pharmacology and Experimental Therapeutics and the Publisher disclaim responsibility for any injury to persons or property resulting from any ideas or products referred to in the articles or advertisements.

**Volume indices** appear in the March, June, September, and December issues.

**Indexing/Abstracting Services:** The Journal is currently included by the following services in print and/or electronic format: *Index Medicus*, *Current Contents (Life Sciences, Science Citation Index, Research Alert [personalized search service]*, *ISI/BioMed [on-line database]*, *Excerpta Medica*, and *Biosciences Information Service*, and *Reference Update/Research Information Systems*.

**Copyright Information:** THE JOURNAL OF PHARMACOLOGY AND EXPERIMENTAL THERAPEUTICS is copyrighted by the American Society for Pharmacology and Experimental Therapeutics. No portion(s) of the work(s) may be reproduced without written consent from Williams & Wilkins. Permission to reproduce copies of articles for non-commercial use may be obtained from the Copyright Clearance Center, 222 Rosewood Drive, Danvers, MA 01923, (508) 750-8400, with a fee of \$3.00 per copy.

*Copyright © 1995 by the American Society of Pharmacology and Experimental Therapeutics.*

The top ranking journal in the field...

# Pharmacological

A Publication of the American Society for  
Pharmacology and Experimental Therapeutics, Inc.

## REVIEWS

**Robert E. Stitzel, PhD, Editor**  
West Virginia University Medical Center

**P**harmacological Reviews is a show-case for important review articles in your field, featuring more comprehensive papers on topics of high current interest.

The Journal continues to publish the important, longer papers of interest to pharmacologists, physiologists, toxicologists, and biological chemists. No library serving the pharmacologist should be without a subscription.



Published Quarterly

Discounts available to members on all  
ASPET publications.

Save 10% when ordering two

Save 15% when ordering three

Save 20% when ordering four

Please enter my subscription to **Pharmacological Reviews**.

- Individual \$60/year  
 Institutional \$107/year  
 In-training\* \$45/year  
(add \$15/year outside the U.S.; in Canada also add 7% GST)  
 New Subscription  Renewal  
Subscribe for:  3 years  2 years  1 year

Name \_\_\_\_\_  
Address \_\_\_\_\_  
City/State/Zip \_\_\_\_\_  
\* Please indicate institution/status \_\_\_\_\_

#### Payment Options:

- Check enclosed (payable to Williams & Wilkins)  
 Bill me  American Express  MasterCard  VISA  
Card # \_\_\_\_\_ Exp. date \_\_\_\_\_  
Signature or P.O. # \_\_\_\_\_

MD subscribers must add state sales tax. Subscriptions outside the U.S. must be prepaid in U.S. dollars. In Japan, contact Igaku-Shoin, MYW, Ltd. (03) 5689-5400. Rates valid through October 31, 1995.

Return coupon to:

**Williams & Wilkins**  
A WAVERLY COMPANY

P.O. Box 23291, Baltimore, MD 21203-9990

For credit card orders, call TOLL FREE:  
**1-800-638-6423** in the U.S. or Canada.



## AUTHOR INDEX

- Adachi, M., 1095  
 Agata, N., 1095  
 Ansanay, H., 977  
 Arvola, P., 1223  
 Astolfi, M., 1082  
 Atchison, W. D., 1016  
 Azer, S. A., 1231  
 Ballatori, N., 1277  
 Bannenberg, G., 1238  
 Bayer, B. M., 1246  
 Beck, G., 1204  
 Belardinelli, L., 1024  
 Bennett, B. A., 1176  
 Bidlack, J. M., 970  
 Bird, J. E., 1124  
 Birkett, D. J., 1076  
 Bjur, R. A., 1193  
 Bley, K. R., 1199  
 Bockaert, J., 977  
 Bonhaus, D. W., 1199  
 Broka, C. A., 1199  
 Brune, M. E., 1160  
 Bryant, H. U., 1252  
 Buckner, S. A., 1160  
 Cai, J. J., 1305  
 Carter, G., 1011  
 Chakder, S., 1211  
 Childers, S. R., 1176  
 Clarkson, T. W., 1277  
 Conanan, N. D., 997  
 Cotgreave, I., 1238  
 Davies, H. M. L., 1176  
 DeBernardis, J. F., 1160  
 Dement, W. C., 1170  
 Dennis, D. M., 1024  
 Drieze, J. M., 1059  
 Dumuis, A., 977  
 Dworkin, S. I., 1135  
 Ebinger, G., 1217  
 Eddy, E. P., 1204  
 Eigyo, M., 1067  
 El-Fawal, H. A. N., 991  
 Ellis, J. L., 997  
 Engman, L., 1238  
 Fedan, J. S., 1141  
 Flores, L. R., 1246  
 Fontana, D. J., 1199  
 Frazer, D. G., 1141  
 Furdon, P. J., 1313  
 Furukawa, S., 1300  
 Furukawa, Y., 1300  
 Giachetti, A., 1082  
 Giardina, W. J., 1160  
 Gooding, R. C., 1313  
 Goso, C., 1082  
 Hanai, H., 1151  
 Hancock, A. A., 1160  
 Hare, M. F., 1016  
 Hattori, K., 1193  
 Henry, D. P., 1187  
 Hines, R. N., 1293  
 Hodges, J. C., 963  
 Hollingsworth, C. K., 1176  
 Ibi, N., 1067  
 Igarashi, K., 1101  
 Ikeda, M., 1067  
 Ikeda, T., 1044  
 Ikegami, R., 1300  
 Ishibashi, C., 1067  
 Joseph, D. B., 970  
 Kaechi, K., 1300  
 Kähönen, M., 1223  
 Kaneko, E., 1151  
 Kato, Y., 1095  
 Katoh, A., 1067  
 Keiser, J. A., 963  
 Kelly, M., 1059  
 Kerkman, D. J., 1160  
 Kerper, L. E., 1277  
 Keyler, D. E., 1117  
 Khan, I., 1285  
 Kim, J., 1252  
 Kukongviriyapan, V., 1231  
 Kumagai, J., 1151  
 Kunitomo, M., 1193  
 LaPierre, N., 1285  
 Larsen-Su, S., 1293  
 Le Couteur, D. G., 1117  
 Lee, C.-P., 1204  
 Lee, J. Y., 1160  
 Leung, E., 1199  
 Lewis, R., 1199  
 Lipsky, P. E., 1305  
 Liu, E. C. K., 1124  
 Madden, S., 984  
 Maggi, C. A., 1082  
 Mäkynen, H., 1223  
 Martin, T. J., 1135  
 Matsumoto, M., 1044  
 Matsushita, A., 1067  
 McConnell, R. T., 1313  
 McKee, M., 1036  
 Meaney, M. J., 1110  
 Mello, N. K., 1059  
 Mendelson, J. H., 1059  
 Michotte, Y., 1217  
 Mignot, E., 1170  
 Miller, R., 977  
 Miners, J. O., 1076  
 Minneman, K. P., 1088  
 Mitrovic, I., 1260  
 Mokrzan, E. M., 1277  
 Moldéus, P., 1238  
 Moreland, S., 1124  
 Morse, P. A., 1160  
 Naitoh, Y., 1067  
 Nakajima, M., 1300  
 Nakamura, N., 1300  
 Nambi, P., 1052, 1204  
 Napier, T. C., 1260  
 Nathanson, J. A., 1036  
 Nishino, S., 1170  
 Oheim, K. W., 1160  
 Ohlstein, E. H., 1052, 1204  
 Panek, R. L., 963  
 Parent, A., 1110  
 Park, B. K., 984  
 Patacchini, R., 1082  
 Pentel, P. R., 1117  
 Firmohamed, M., 984  
 Planas, E., 1271  
 Pol, O., 1271  
 Pond, S. M., 1117  
 Pörsti, I., 1223  
 Puig, M. M., 1271  
 Pullen, M., 1204  
 Quartara, L., 1082  
 Quirion, R., 1110  
 Rangachari, P. K., 1285  
 Rattan, S., 1211  
 Rees, D. L. P., 1076  
 Renaud, A., 1170  
 Robinson, V. A., 1141  
 Rondé, P., 977  
 Rose, P. M., 1124  
 Rosenthal, G. J., 1211  
 Rowe, W., 1110  
 Ryan, M. J., 963  
 Ryrfeldt, A., 1238  
 Saito, H., 1044  
 Sarnyai, Z., 1059  
 Sarre, S., 1217  
 Sato, M., 1252  
 Scanlon, C., 1036  
 Scavone, C., 1036  
 Semler, D. E., 1052  
 Serafino, R., 1124  
 Sexton, T., 1176  
 Shehin-Johnson, S. E., 1293  
 Sheldon, R. S., 1005  
 Shelton, J., 1170  
 Shieh, A., 1199  
 Shigenobu, K., 1095  
 Shinozuka, K., 1193  
 Short, L. L., 1252  
 Shryock, J. C., 1024  
 Sircar, I., 963  
 Slater, C., 1052  
 Slemenda, C. W., 1252  
 Smith, J. E., 1135  
 Smith, P. L., 1204  
 St. Peter, J. V., 1117  
 Stacey, N. H., 1231  
 Stanisc, D. S., 1160  
 Stein, P. D., 1124  
 Stern, P. H., 1052  
 Stimpson, S. A., 1313  
 Stresser, D. M., 1293  
 Strickland, A. B., 1313  
 Takahashi, S., 1095  
 Takayanagi, S., 1151  
 Takeuchi, M., 1067  
 Tanaka, H., 1095  
 Tao, X., 1305  
 Taylor, J. D., 1313  
 Templeton, E., 984  
 Thakore, E., 1005  
 Thornley, C., 1176  
 Tochihara, M., 1044  
 Togashi, H., 1044  
 Tracey, W. R., 1011  
 Tse, J., 1011  
 Valente, L., 1076  
 Van Belle, K., 1217  
 Van Huysse, J. W., 1187  
 Verghese, M. W., 1313  
 Veronese, M. E., 1076  
 Wahl, S. M., 1246  
 Warner, R. B., 1160  
 Warner, T. E., 1141  
 Webb, M. L., 1124  
 Westfall, D. P., 1193  
 Wichems, C. H., 1176  
 Williams, D., 984  
 Williams, D. E., 1293  
 Williams, K., 1101  
 Willis, L. R., 1187  
 Wong, E. H. F., 1199  
 Wood, R. W., 991  
 Wuorela, H., 1223  
 Xue, J. Y., 1238  
 Yarnall, D. P., 1313  
 Yoshioka, M., 1044  
 Yuan, L.-X., 1141  
 Zhong, H., 1088

An important resource for everyone  
involved in research on the  
metabolism of drugs and chemicals

# DRUG METABOLISM AND DISPOSITION


The Biological Fate of Chemicals

Editor: Raymond F. Novak, Ph.D., Wayne State University, Detroit, Michigan

**DRUG METABOLISM AND DISPOSITION** publishes experimental results from *in vitro* and *in vivo* systems that bring readers significant and original information on the metabolism and disposition of endogenous and exogenous compounds, including the metabolism of therapeutic agents and environmental chemicals. The journal also invites timely reviews, short communications and letters to the Editor. All submissions are refereed to ensure a high standard of publication. The areas covered are:

- metabolism, metabolite identification and mechanisms of metabolite formation
- expression of drug metabolizing enzymes
- regulation of drug metabolizing enzyme gene expression
- toxicological consequences of xenobiotic metabolism
- pharmacokinetics
- pharmacodynamics

This journal should be a standard reference in all pharmacology and toxicology departments. It is also a valuable resource for all medicinal chemists involved in drug design and all biochemists with interest in drug metabolism, expression or drug metabolizing enzymes and regulation of drug metabolizing enzyme gene expression. *Monthly*



**YES!** Enter my subscription:

Avoid future rate increases and ensure uninterrupted service — enter your multiyear subscription today!

**Drug Metabolism and Disposition** (monthly)

- Individual: \$85/yr    Institutions: \$140/yr  
(Please add \$20.00 outside the U.S.; in Canada, also add 7% GST.)  
 New Subscription    Renewal    3 yrs    2 yrs    1 yr

name \_\_\_\_\_

address \_\_\_\_\_

city/state/zip \_\_\_\_\_

Payment options:

- Check enclosed    Bill me  
 VISA    MasterCard    American Express

card # \_\_\_\_\_

signature/P.O. # \_\_\_\_\_

MD subscribers must add state sales tax. Subscriptions from outside the US and Canada must be prepaid, in US dollars only. In Japan, contact Igaku-Shoin MYW, Ltd. (03) 5689-5400. Rates valid for orders received before October 31, 1995.

Please allow 8 weeks for delivery of your first issue. Surface mail delivery to countries outside the US may take up to 16 weeks. Airmail rates available upon request.

Discounts available to members on all ASPET publications. SAVE 10% when ordering two. SAVE 15% when ordering three. SAVE 20% when ordering all four.

**Williams & Wilkins**  
A WAVERLY COMPANY

DMD 55716

P.O. Box 23291  
Baltimore, Maryland 21203-9990

Printed in USA

Broadway House  
2-6 Fulham Broadway  
London SW6 1AA England

J5016S ZDMD



# Notice to Contributors (Revised July 1, 1994)

## Scope of Submitted Manuscripts

The Journal invites for review original papers dealing with interactions of chemicals with biological systems. Any aspect of pharmacology and therapeutics is included, but descriptive case reports without dose response or mechanism studies are not accepted. Manuscripts dealing primarily with new methods will be reviewed only if data are presented showing new or more reliable pharmacological information has been obtained by use of the methods.

## Submission of Manuscripts

Submit four copies of manuscript to **Dr. John A. Harvey, Editor in Chief, Journal of Pharmacology and Experimental Therapeutics, Department of Pharmacology, Suite 129, The Medical College of Pennsylvania at EPP1, 3200 Henry Avenue, Philadelphia, PA 19129**, accompanied by a check or purchase order for **\$40.00 manuscript handling fee** (in U.S. funds drawn on a U.S. bank payable to ASPET). If submission of the manuscript handling fee entails personal financial hardship to the author, the fee will be waived. In that event the authors should submit a request for waiver of the fee at the time the manuscript is submitted. Only one copy of rejected manuscripts will be returned. Extra copies of figures will not be returned unless specifically requested at the time the manuscript is submitted.

Manuscripts should be typewritten and double spaced in the English language using one side only of approximately 21.6 by 28 cm paper. One original drawing or photograph of each line figure and four (4) clear copies and/or 4 original drawings or photographs of each halftone figure are required. Pages should not be stapled together.

Authors submitting a manuscript do so with the understanding that if it is accepted for publication, copyright in the article, including the right to reproduce the article in all forms and media, shall be assigned exclusively to the Society for Pharmacology and Experimental Therapeutics. Reasonable requests by authors for permission to reproduce their contributions to the Journal will not be refused. It will be necessary for all authors to sign an assignment of copyright form which will be mailed from the Editorial Office on acceptance of the manuscript. The only exceptions will be manuscripts on work performed by employees of the U.S. Federal Government.

## Cover Letter

Each manuscript must be accompanied by a written statement signed by one author: "The undersigned author affirms that the manuscript (title of article) and the data it contains are original, are not under consideration by another journal, and have not been published previously. The studies reported in this manuscript have been carried out in accordance with the Declaration of Helsinki and/or with the Guide for the Care and Use of Laboratory Animals as adopted and promulgated by the National Institute of Health". Authors should also indicate in the cover letter the field of pharmacology to which the research applies.

## Organization of the Manuscript

In most cases manuscripts should contain the following sections in the order listed; each section should begin on a new page and all pages should be numbered consecutively.

**1. Title page.** This should contain the complete title of the manuscript, the names of all authors, and the laboratory of origin. Support for the research should be indicated as a numbered footnote to the title and included with other footnotes on a separate page following the reference section.

**2. Running title page.** a) A running title: should be included at the top of this page and should contain no more than 35 spaces, including punctuation. It should convey the sense of the full title. Commonly used abbreviations (such as "ATP," "ACh," etc.) may be used in the running title. b) Corresponding author: this page should also contain the name, address, telephone and fax number of the person to whom all correspondence should be sent. c) A list of abbreviations used in the paper should also appear on this page. Additionally, each abbreviation should be defined the first time it is used in the text.

**3. Abstract.** The abstract should present in a concise form the purpose, the general methods, the findings, and the conclusions of the manuscript. Abstracts should be limited to 200

words; abstracts of more than 250 words will not be accepted.

**4. Introduction.** This section should not be labeled, but should begin on a new page. It should contain a clear statement of the aims of the reported work or of the hypotheses which the work was designed to test. A brief account of the background of the reported work may also be given in this section.

**5. Methods.** This section should contain explicit, concise descriptions of all new methods or procedures employed. Modifications of previously published methods should be described. Commonly used methods require only a citation of the original source. When methods are described, the description should be such as to enable the reader to judge their accuracy, reproducibility and reliability and to repeat the experiment. Very extended descriptions of methods may be submitted for deposit with the American Society for Information Science National Auxiliary Publications Service (NAPS) c/o Microfiche Publications, P.O. Box 3513, Grand Central Station, New York, NY 10017. A text reference or footnote stating that the full description is available from NAPS permits interested readers to obtain the information and does not occupy an inordinate amount of Journal space. There is a nominal charge to authors for this procedure; those who request the complete information from NAPS pay a small fee.

**6. Results.** This section ordinarily contains the experimental data to be presented, but not extended discussions of their significance. Results should usually be presented in graphic or tabular form, rather than discursively. Graphic presentation of data is often preferred but there should not be duplication in text, tables and figures. Sufficient data must be given to allow readers to judge the variability and reliability of the results. Statistical tests used and the data analyzed should be explained so that the findings can be interpreted and evaluated.

**7. Discussion.** This section should present conclusions to be drawn from the results. Speculative discussion is not discouraged, but the speculation should be based on the data presented and identified as such. The discussion should be as concise as possible, within the limits of the ideas which the authors wish to propose and adequate discussion of related work by others.

**8. Acknowledgments.** This section should begin on a separate page, have a separate heading, and be placed at the end of the text of the manuscript. Gifts and assistance can be acknowledged here but, financial support should appear in a footnote to the title.

**9. References.** In text citations give the author's name and the year of publication (e.g., McCarthy, 1952; Ruth and Gehrig, 1929). With more than two authors, the text citation should contain the name of the first author, followed by "et al.," and the date (e.g., Kennedy et al., 1960). In the list of references, entries should be arranged alphabetically by author and not numbered. All authors' names should be given. If reference is made to more than one publication by the same authors in the same year, suffixes (a, b, c, etc.) should be added to the year in the text citation and in the list of references.

The list of references should contain, in sequence, the following information: authors' names and initials, title of the cited article, title of the journal in which it appeared, volume number of the journal, inclusive pagination and year of publication. Abbreviations for journals should conform to the Biosis List of Serials (BioSciences Information Services of Biological Abstracts, Philadelphia, PA 19103). Citations of personal communications, unpublished observations, and papers submitted for publication should be given in parentheses at the appropriate place in the text, not in the list of references. A paper may not be cited as "in press" unless it has been accepted for publication. In such cases the name of the journal must be given.

Examples of references to books, chapters and journal articles follow:

- Bruce, M. S.: The anxiogenic effects of caffeine. *Postgrad. Med. J.* 66: 18-24, 1990.  
Griffiths, R. R., Bigelow, G. E. and Liebson, I. A.: Human Coffee drinking: Reinforcing and physical dependence producing effects of caffeine. *J. Pharmacol. Exp. Ther.* 239: 416-425, 1986.  
Tallarida, R. J. and Murray, R. B.: *Manual of Pharmacologic*

Calculations with Computer Programs. Springer-Verlag, New York, 1987.

Young, A. M. and Sannerud, C. A.: Tolerance to drug discriminative stimuli. In *Psychoactive Drugs: Tolerance and Sensitization*, ed. by A. J. Goudie and M. W. Emmett-Oglesby, pp. 221-270, Humana Press, Clifton, NJ, 1989.

No more than four references should be cited in support of any given point. The authors are responsible for accuracy of such citations and are urged to take the utmost care in proofreading citations and the reference list.

**10. Footnotes.** All footnotes to the title, authors' names or text should be indicated by arabic numeral superscripts, not by letters or other symbols. The footnotes should be typed in sequence on a separate page, not a text page. Footnotes to tables are discussed under Tables, below.

**11. Tables.** Each table should be on a separate page. Tables should be numbered consecutively with arabic numerals, and should be designed to fit the column or page size of the Journal. A brief descriptive title should be given at the top of each table. The table number should be given in capital letters, the title in boldface upper and lower case letters (e.g., TABLE 3. **Uptake of labeled drug by rat liver slices**). The footnotes to the tables should be referenced by italicized lower case superscript letters (a, b, c, etc.) and should appear beneath the table involved, not on a separate page of the manuscript. Extensive tabular material not absolutely essential to the manuscript will be accepted for deposit with the ASIS/NAPS (see "Methods," above). In such instances a footnote in the published paper will refer the interested readers to NAPS from which copies may be obtained. Note *Statistics* below for expressions of probability.

**12. Legends for figures.** These should be numbered consecutively in arabic numerals and should appear on a separate page of the manuscript. Legends should explain the figures in sufficient detail so that frequent referral to the text is unnecessary, but efforts should be made to avoid unnecessary length. Abbreviations in the legends should conform to those in the text (see "Abbreviations," below).

**13. Figures.** Illustrations should be submitted as unmounted glossy prints, or laser jet quality figures, preferably reduced to single column size (approximately 3½ inches in width) to permit reproduction without further reduction. Otherwise, prints should be no larger than 8 by 10 inches and clear enough to permit reproduction without retouching after reduction. The author's name and address and the number of the figure should be placed on the back of each print. A typed label is usually most satisfactory. Ball type pen should not be used. Note *Statistics* below for expression of probability. Uniform symbolism should be used for all illustrations in a manuscript. Symbols, numbers, and letters in the illustrations must be at least 1.5mm in height after reduction to single column size. The title of each figure should appear in the legend rather than on the figure itself. Photomicrographs and electron micrographs should be labeled with a magnification calibration in micro or Angstrom units. A statement of the magnification should appear in the figure legend.

**14. Index Terms.** A list of index terms useful in constructing the annual index should be included as the last page of the manuscript.

#### Statistics

Wherever possible statistical probability (P) in tables, figures, and figure legends should be expressed as \* P < .05, \*\* P < .01 and \*\*\* P < .001. For second comparisons the symbols † may be used similarly. Authors are urged to avoid unnecessary complexity and to be consistent within the manuscript. In the event of multiple comparisons within a table, footnotes, a, b, c, etc. should be used.

#### Abbreviations

Magnitudes of variables reported should be expressed in numerals. Most abbreviations are used without punctuation, with no distinction between singular and plural forms (e.g., 1 mg, 25 mg; 1 sec, 25 sec). The usual prefixes are to be used for multiples or submultiples of the basic units (e.g., kg, g, mg, µg, ng, pg). The following abbreviations, or their properly prefixed multiples or submultiples, may be used without definition in the text, tables and figures:

<b>Units of mass</b>		<b>Units of electricity</b>	
gram	g	volt	V
mole	mol	ampere	A
equivalent	Eq	cycles/sec	Hz
microatom	µat		
<b>Units of concentration</b>		<b>Units of radioactivity</b>	
molar (moles/liter)	M	curie	Ci
normal (Eq/liter)	N	counts per min	cpm
percent	%	disintegrations per min	dpm
		roentgen	r
<b>Units of length or volume</b>		<b>Units of time</b>	
meter	m	hour	hr or h
micron	µ	minute	min or m
Angstrom	Å	second	sec or s
liter (spell out in text)	l		
<b>Kinetics</b>			
dissociation constant		$K_d$	
<b>Dissociation constant of</b>			
enzyme substrate complex		$K_s$	
enzyme inhibitor complex		$K_i$	
Michaelis constant		$K_m$	
maximum initial velocity		$V_{max}$	
<b>Miscellaneous</b>			
degrees of temperature		°C	
gravity		g	
median doses		LD <sub>50</sub> , ED <sub>50</sub> , etc.	
optically isometric forms		d-, l-, dl-	
routes of drug administration		i.v., i.p., s.c., i.m.	
standard deviation		S.D.	
standard error		S.E.	

Whenever an abbreviation other than those above is to be used in a manuscript, it is to be defined in the text or in a footnote thereto, the first time it is used. Abbreviations for commonly used substances should be those recommended by the Journal of Biological Chemistry. Abbreviations for drugs may be used if properly defined on first use and if the chemical or generic name of the drug is given when the abbreviation is first used. Abbreviations may be used in the running title but not in the full title of the manuscript.

#### Drugs

Generic names should be used in text, tables and figures. Trade names may be mentioned in parentheses in the first text reference to the drug but should not appear in titles, figures or tables. When a trade name is used, it should be capitalized; generic or chemical names are not capitalized. The chemical nature of new drugs must be given when it is known. The form of drug used in calculations of doses (e.g., base or salt) should be indicated. When several drugs are used, it may save space to include a separate paragraph in "Methods," or a separate table or footnote, listing the relevant information about all drugs employed.

#### Page Charges

Authors are assessed page charges at the rate of \$30 per printed page. With the page proof, authors will receive a request for information concerning such charges. These charges will be assessed only if they involve no personal expense to the authors. Request for waiver should be addressed to the ASPET Executive Officer at the time billing is received.

The cost of a limited number of illustrations will be borne by the Journal; the cost of excessive illustrations and of colored illustrations will have to be defrayed by the authors.

**After acceptance:** When the field editor recommends acceptance of an article for publication, authors are encouraged to submit electronic diskettes of the final version along with the typed REVISED manuscript. The author will receive a packet of information containing copyright forms and detailed instructions pertaining to the publication of their manuscript.

**Reprints and page charges.** An order form for reprints as well as information on the estimation of page charges will be mailed with the galley proof. Please direct questions on page charges, or other business matters to Kay Croker, Executive Officer, American Society for Pharmacology and Experimental Therapeutics, 9650 Rockville Pike, Bethesda, MD 20814.