

The Journal of PHARMACOLOGY AND EXPERIMENTAL THERAPEUTICS

A Publication of The American Society
for Pharmacology and Experimental Therapeutics

Founded by John J. Abel 1909

EDITOR

Eva King Killam

ASSISTANT EDITOR

Mannfred A. Hollinger

EDITORS FOR SPECIFIC FIELDS

Analgesia and Drug Abuse
Joseph Cochlin

Autonomic Pharmacology
Joseph J. McPhillips
Robert E. Stitzel

Behavioral Pharmacology
John A. Harvey

Cardiovascular Pharmacology
Henry R. Besch, Jr.
Theodore M. Brody
Donald V. Priola

Cell Pharmacology
Toshio Narahashi
George B. Weiss

Chemotherapy
H. George Mandel

Developmental Pharmacology
Bernard L. Mirkin

Drug Metabolism and Disposition
Edward Bresnick
Jordan L. Holtzman

Endocrine Pharmacology
Paula H. Stern

Gastrointestinal Pharmacology
Thomas F. Burks

Immunopharmacology
Sydney Spector

Neuropharmacology
S. J. Enna
A. James Hance
Charles O. Rutledge

Prostaglandins and Leukotrienes
John C. McGiff

Pulmonary Pharmacology
Mannfred A. Hollinger

Renal Pharmacology
William O. Berndt

Toxicology
Curtis D. Klaassen

EDITORIAL ADVISORY BOARD

Martin W. Adler
Edson X. Albuquerque
Edmund G. Anderson
Lewis Aronow
Leslie E. Bailey
Michael D. Baillie
Robert L. Balster
Paul Bass
John A. Bevan
C. Paul Bianchi
Leslie C. Blaber
David A. Blake
Floyd E. Bloom
Gary Brooker
Carl K. Buckner
David B. Bylund
Theodore J. Cicero
Doris H. Clouet
Leonard Cook
Charles R. Craig
E. E. Daniel
William C. de Groat
Louis Diamond
Walter R. Dixon
James S. Douglas
J. W. Downie
Sue Piper Duckles
Linda Dykstra

Hugh L. Evans
James A. Ferrendelli
Gregory D. Fink
Lawrence J. Fischer
William W. Fleming
Ray W. Fuller
Timothy S. Gaginella
Gerard L. Gebber
James W. Gibb
Shri N. Giri
Dora B. Goldstein
Frank R. Goodman
Charles W. Gorodetzky
Theodore E. Gram
Garrett J. Gross
T. Kendall Harden
Harold F. Hardman
Louis S. Harris
Richard J. Head
Philip C. Hoffmann
Stephen G. Holtzman
Jerry B. Hook
David M. Jacobowitz
Donald R. Jasinski
Alain F. Junod
S. M. Kirpekar
Conan Kornetsky
Edwin A. Kroeger

Wayne Levin
Louis Levy
Roberto Levi
George E. Lindenmayer
Stephen L. Lipsius
Walter Lovenberg
Benedict R. Lucchesi
K. U. Malik
Thomas A. McCalden
Donald E. McMillan
Jerry Mitchell
Perry B. Molinoff
W. H. Morse
Kevin Mullane
Jose M. Musacchio
Mary J. Mycek
Robert A. Neal
Phillip Needleman
Achilles J. Pappano
William A. Pettinger
Larissa A. Pohorecky
Russell A. Prough
James W. Putney, Jr.
Arthur Raines
G. Alan Robison
C. R. Ross
Carl E. Rosow
Ronald P. Rubin

Robert R. Ruffolo, Jr.
Betty I. Sasyniuk
Arnold Schwartz
Lewis S. Seiden
Eric J. Simon
Roger P. Smith
John L. Sutko
Boris Tabakoff
Robert I. Taber
A. E. Takemori
Robert E. Ten Eick
Thomas R. Tephly
Richard E. Tessel
C. D. Thron
U. Trendelenburg
Betty M. Twarog
Norman J. Uretsky
Ladislav Volicer
Martin A. Wasserman
I. M. Weiner
Benjamin Weiss
Richard M. Welch
David P. Westfall
Grant R. Wilkinson
Martin M. Winbury
Barry B. Wolfe
Ben G. Zimmerman

BOARD OF PUBLICATIONS TRUSTEES

Norman Weiner, *Chairman*: James A. Bain, Joel G. Hardman, Eva King Killam, Bettie Sue Masters
Jerry R. Mitchell, Walter Modell, Paul L. Munson, Clement A. Stone, Palmer W. Taylor, Vincent G. Zannoni


EXECUTIVE OFFICER OF THE SOCIETY

Kay Croker

THE JOURNAL OF PHARMACOLOGY AND EXPERIMENTAL THERAPEUTICS (ISSN 0022-3565) is published monthly by The American Society for Pharmacology and Experimental Therapeutics, 428 E. Preston Street, Baltimore, MD 21202. Annual dues includes \$60.00 for journal subscription. Second class postage paid at Baltimore, MD and at additional mailing offices. POSTMASTER: Send address changes (Form 3579) to Williams & Wilkins, 428 E. Preston St., Baltimore, MD 21202. Indexed by *Current Contents* and *Index Medicus*. Subscription rates \$140.00 (\$165.00 foreign); institutions \$185.00 (\$210 foreign) single copy \$14.00 (\$17.00 foreign). Copyright © 1983 by The American Society for Pharmacology and Experimental Therapeutics

2 PULSE DIGITAL STIMULATOR

NEW!



®GRASS MODEL S11 SPECIFICATIONS

QUARTZ TIMED DIGITAL PARAMETERS
ARE COMPUTER PROGRAMMABLE

TRAIN INTERVAL

- SINGLE
- REPEAT - 1 MS to 100 SEC

TRAIN DURATION

- 1 MS to 10 SEC

PULSE INTERVAL

- SINGLE
- REPEAT - 100 μ S to 100 SEC

PULSE DURATION (S₁, S₂)

- 10 μ S to 10 SEC

PULSE DELAY

- 10 μ S to 10 SEC

OUTPUTS (Two)

- S₁: .01 to 150^V (+)
- S₂: .01 to 150^V (+)
- Independent Amplitudes
- Biphasic with two SIUs

FUNCTIONS

- S₁ Off-On
- S₂ Off-On
- Delay - S₁ + S₂ simultaneously
- S₁ - Delay - S₂
- S₁ - Delay - S₁

ISOLATION UNITS (Optional)

- SIU5 - Radio Frequency Isolation
- PSIU6 - DC. Optical Isolation
- SIU7 - AC for human stimulus optical capacity coupled.

SYNC IN

- To Pulse Delay
- To Train Duration

SYNC OUT

- Train
- Pulse
- Delay

MONITORS

- S₁ and S₂ LED's
- S₁ + S₂ BNC Out

PHYSICAL SIZE

- 19" W x 5.25" H x 8.5" D
- Weight 19 lbs.

GRASS INSTRUMENT CO.
QUINCY, MASS. 02169
Telephone: (617) 773-0002

GRASS SINCE 1935
MEDICAL INSTRUMENTS

©1980

D144E80

AUTHOR INDEX

- Abel, P. W., 322
Aghajanian, G. K., 517
Antonelli, T., 435
Arbilla, S., 446
Bai, S. A., 360
Baron, S. A., 365
Bass, P., 538
Beani, L., 435
Bend, J. R., 491
Bianchi, C., 435
Black, K. A., 349
Borison, H. L., 508
Boyd, M. R., 409
Breimer, D. D., 459
Carlà, V., 435
Cavero, I., 421
Chaillet, P., 466
Chang, J.-K., 403
Chang, K.-J., 403
Ching, M. S., 441
Cohen, M. L., 327
Collins, A. C., 389
Contentin, J., 466
Culling, A. J., 499
Davis, T. P., 499
Doherty, P. A., 508
Doxey, J. C., 421
Eells, J. T., 349
Epstein, M. L., 538
Fiekers, J. F., 308
Forder, J. R., 531
Fouts, J. R., 491
Fox, D. A., 538
Fujiwara, M., 478
Fuller, R. W., 327, 354
Galligan, J. J., 499
Galzin, A.-M., 446
Gillis, C. N., 531
Gintzler, A. R., 365
Girard, A., 415
Goldberg, M. R., 484
Goodman, M., 267
Hardy, K. J., 441
Hemrick-Luecke, S. K., 354
Henderson, F., 308
Hermesmeyer, K., 322
Hernandez, L., 524
Hoebel, B. G., 524
Hollister, A. S., 484
Hook, B. G., 288
Horita, A., 383
Howerton, T. C., 389
Hynes, M. D., III, 354
Jacobson, K. A., 267
Jaffe, B. M., 365
Joeres, R. P., 459
Jones, D. B., 441
Kamal, L. A., 446
Kendall, D. A., 429
Killian, A., 403
Klevans, L., 267
Koutouzov, S., 415
Kramer, R. A., 409
Kurz, K. D., 327
Kusachi, S., 316
Lai, H., 383
Lakoski, J. M., 517
Langer, S. Z., 446
Lucchesi, B. R., 288
Macdonald, R. L., 394
Marcais-Collado, H., 466
Marche, P., 415
Marshall, I. G., 308
Martin, W. R., 302
Massa, T., 340
McCarthy, L. E., 508
Melmon, K. L., 267
Mihaly, G. W., 441
Mittag, T. W., 340
Morgan, D. J., 441
Moroni, F., 435
Muramatsu, I., 478
Nagao, T., 472
Nahorski, S. R., 429
Narita, H., 472
Norton, S., 376
Oates, J. A., 484
O'Connor, M. F., 389
O'Donnell, M., 267
Olsson, R. A., 316
Parada, M., 524
Parsons, R. L., 308
Pearson, D., 354
Pitt, Bruce R., 531
Roach, A. G., 421
Robertson, D., 484
Romson, J. L., 288
Rosenkranz, R. P., 267
Schmidt, M. B., 376
Schoemaker, H., 499
Shen, D. D., T4, 367
Smallwood, R. A., 441
Smith, B. R., 491
Strachan, D. A., 421
Tanganelli, S., 435
Tedford, C. E., 349
Tephly, T. R., 349
Terao, N., T4, 369
Thompson, R. D., 316
Threlkeld, P. G., 354
Trapani, A., 322
Tung, C.-S., 484
Van Anda, J., 491
van der Graaff, M., 459
Verlander, M. S., 267
Vermeulen, N. P. E., 459
Vlietstra, T., 459
Vorhees, C. V., 274
Walle, T., 360
Walle, U. K., 360
Webster, L. K., 441
Wei, E. T., 403
Weiss, H. R., 333
Werz, M. A., 394
Wilson, M. J., 360
Wong, D. T., 354
Worcel, M., 322
Wu, K. M., 302
Yabana, H., 472
Yamaguchi, I., 472
Yamawaki, S., 383
Yokotani, K., 478

Satellite Symposium—IUPHAR

The Phthalate Acid Esters, 6-7 August 1984
The University of Surrey, Guildford, England

Inquiries and applications may be directed to:


Professor J. W. Bridges
University of Surrey

or

Dr. John A. Thomas
Travenol Laboratories, Inc.
Morton Grove, Illinois 60053

**O₂-consumption
CO₂-production
Respiration Rate**

Simultaneously
measured in
1 to 8 animal
cages



FEATURES

- One controller for 1 to 8 animal cages
- Continuous measurement of O₂, CO₂ and Respiration Rate over a 24 hour period in ml/kg of body weight/hour in STP units.
- Printer prints results every four (4) minutes for each of 1 to 8 animals as well as oxygen percent level in each animal cage
- System adaptable to small or large animals
- Continuous airflow through system with oxygen level measurements at the output and input
- High accuracy, >98% of full measuring range e.g. typical error ±30 ml oxygen/kg/hour in 3000 ml oxygen/kg/hour range
- User adjustable alarm warns user of possible hypoxia
- Reuseable absorbants
- Auto reference assures high accuracy, system periodically measures ambient air and corrects itself
- Optional RS-232 interface for communication with other computers
- Insensitive to temperature variations in the animal cage.

Columbus Instruments also supplies monitors for: Animal Activity, Cardiac Output, Drinking and Feeding, Respiration Rate and Startle Response.



For more information, call or write to:
COLUMBUS INSTRUMENTS INTERNATIONAL CORPORATION
Supplier of individual instruments and total measuring systems

950 N. HAGUE AVE., COLUMBUS, OHIO 43204 U.S.A.
PHONE: (614) 488-6178 TELEX: 246514

RATS!!! CARDIAC OUTPUT BY THERMODILUTION


"CARDIOMAX-II-R" is the only computer which can measure cardiac output of rats (also guinea pigs, rabbits, dogs, chickens, horses and humans) For rats, it uses unique Columbus Instruments thermodilution microprobes **1.3 mm in size!** It also measures systolic, diastolic and mean blood pressures and heart rate up to 1000 beats per minute. Stroke volume is also automatically computed.

Why Measure Cardiac Output of Rats?

Development of salt sensitive and salt resistive strains of rats provided inexpensive models for studying hypertension. Dynamics of rat circulatory system is similar to dogs or humans. Studies on rats cost only a fraction of studies using dogs.

Automatic Measurements Without Supervision

All parameters (cardiac output, stroke volume, three blood pressures, blood temperature, heart rate, time of day) can automatically be measured periodically and printed when using "Cardiomax-II-R" with Columbus Instruments Automatic Injector and Printer.



For more information, call or write to:



COLUMBUS INSTRUMENTS INTERNATIONAL CORPORATION
Supplier of individual instruments and total measuring systems

950 N. HAGUE AVE., COLUMBUS, OHIO 43204 U.S.A.
PHONE: (614) 488-6178 TELEX: 246514

Naunyn-
Schmiedeberg's

Archives of Pharmacology

September

Volume 324 Number 1 1983

N.-E. Andén, M. Grabowska-Andén: Formation of Deaminated Metabolites of Dopamine in Noradrenaline Neurons 1

P. J. Boels, T. J. Verbeuren, P. M. Vanhoutte: Tissue Accumulation and Release of Newly Synthesized ³H-Dopamine and ³H-Noradrenaline in Canine Saphenous Veins Incubated with ³H-(–)-Tyrosine 7

S. Sakurai, A. Wada, F. Izumi, H. Kobayashi, N. Yanagihara: Inhibition by α_2 -Adrenoceptor Agonists of the Secretion of Catecholamines from Isolated Adrenal Medullary Cells 15

P. C. Waldmeier, P. A. Baumann: Effects of CGP 11305A, a New Reversible and Selective Inhibitor of MAOA, on Biogenic Amine Levels and Metabolism in the Rat Brain 20

B. Costall, A. M. Domeney, R. J. Naylor: A Comparison of the Behavioural Consequences of Chronic Stimulation of Dopamine Receptors in the Nucleus Accumbens of Rat Brain Effected by a Continuous Infusion or by Single Daily Injections 27

S. Tanganelli, C. Bianchi, L. Beani: Diazepam Antagonizes GABA- and Muscimol-Induced Changes of Acetylcholine Release in Slices of Guinea-Pig Cerebral Cortex 34

E. F. Nemeth, W. W. Douglas: Calmodulin, Phospholipase, and Exocytosis. *p*-Bromophenacyl Bromide Inhibits but Mepacrine Stimulates Secretion in Rat Mast Cells 38

A. Beck, W. Conca, S. Bacher, G. Raberger: Plasma Insulin Levels and β -Adrenoceptor Antagonists. Relevance of the Steric Configuration of β -Adrenoceptor Antagonists to Their Effect on Glucose Tolerance 46

H. Sada, S. Harada, T. Ban: Effects of Beta-Adrenoceptor Blocking Agents of N-Tertiary Butyl Derivatives on Maximum Upstroke Velocity of Action Potential in Guinea-Pig Papillary Muscles 50

L. Sterin-Borda, E. Borda, S. Fink, M. M. E. de Bracco: Effect of Phytohemagglutinin-Stimulated Human Lymphocytes on Isolated Rat Atria. Participation of Lipoxygenase Products of Arachidonic Acid Metabolism 58

E. Müller-Schweinitzer: Tissue Specific Susceptibility of Alpha-Adrenoceptor Mediated Vasoconstriction to Nifedipine 64

U. M. Farack, G. Nell, W. Rummel: Differentiation of Secretagogue Drugs by Chlorpromazine in Rat Intestine in vivo 70

Short Communication

N. Limberger, K. Starke: Partial Agonist Effect of 2-[2-(1,4-Benzodioxanyl)]-2-Imidazoline (RX 781094) at Presynaptic α_2 -Adrenoceptors in Rabbit Ear Artery 75

Indexed in Current Contents



Springer International

210 Naunyn-Schmiedeberg's Arch Pharmacol
ISSN 0028-1298 NSAPCC 320(3) 205-274 (1982)

FOOD AND DRUG ADMINISTRATION (FDA)
PUBLIC HEALTH SERVICE
DEPARTMENT OF HEALTH AND HUMAN SERVICES
(Commissioner of Food and Drugs
(\$56,945 to \$67,200 per annum))

Applications are invited for the position of Commissioner of Food and Drugs, Food and Drug Administration, Rockville, Maryland. The Commissioner of Food and Drugs is responsible for planning, executing and evaluating FDA's legislated mission to protect the public health of the nation's 220 million consumers as it may be impaired by food and food additives, drugs, biological products, cosmetics, medical devices, and ionizing and nonionizing radiation-emitting products and substances. The agency operates with a \$360 million budget and approximately 7100 medical, scientific, professional and support personnel located throughout the United States.

This position is a Senior Executive Service General Position with a salary of \$56,945 to \$67,200 per annum, depending on qualifications. Candidates must have an M.D. or equivalent level degree in a scientific or health related field and recognized stature in a professional discipline; demonstrated management ability to direct and lead a complex, diversified medical or scientific organization; demonstrated ability to effectively represent an organization with a variety of groups; demonstrated ability to assimilate a large body of complex scientific and technical information and formulate policy and make decisions on public health related issues; and the ability to implement equal employment opportunity programs. Candidates should also have a broad knowledge of FDA's legislated regulatory responsibilities and the major public health issues confronting the agency and the ability to formulate regulatory policy in the light of consumer safety and the economic effects of such policy.

Commissioned Officers interested in performing the duties within the Commissioned Corps may submit a resume. Commissioned Officers wishing to enter SES and all other applicants must submit an SF-171, Personal Qualifications Statement (available at all Federal Job Information Offices). All applicants should submit a supplemental statement detailing the extent to which they possess the qualifications outlined above. Each qualification should be addressed separately and pertinent experience, education, training, and awards described. Failure to submit the supplemental statement may result in an applicant being given less than due credit in the rating process. Applications should be sent to: Office of Personnel Management, Public Health Service, 5600 Fishers Lane, Room 18A-38, Rockville, Maryland 20857. For further information, contact: Patricia A. Werner, telephone: 301-443-6445.

The Public Health Service is an Equal Opportunity Employer.

Notice to Prospective Authors Wishing to Submit Manuscripts to

**JOURNAL OF PHARMACOLOGY AND
EXPERIMENTAL THERAPEUTICS**

The expenses associated with the review of manuscripts submitted to those ASPET-sponsored journals that are devoted to publishing original research articles have escalated dramatically in recent years because of ever-increasing costs of postage, supplies, and other office expenses, and the growing number of manuscripts submitted for publication. In order to continue to offer authors the opportunity to publish their original research in our critically reviewed, well-edited, and widely respected journals, it has become necessary for ASPET to follow the example of several other scientific societies which have instituted a uniform manuscript handling fee for each of its journals that publishes original research reports. Therefore, all manuscripts received in the editorial office on or after July 1, 1983, must be accompanied by a check of \$30.00 (in U.S. funds payable to ASPET) or by a validated purchase order from the authors' institution. The review process for submitted manuscripts will be delayed until the manuscript handling fee or purchase order is received in the appropriate Editor's office. We regret the necessity of instituting a manuscript handling fee. The Board of Publications Trustees has concluded, however, that this charge represents the fairest and most appropriate manner to defray the costs related to the review of submitted manuscripts.

- prostaglandins *in vivo* by di-4-phloretin phosphate. *Br. J. Pharmacol.* **54**: 301-307, 1975.
- DAWSON, C. A., LINEHAN, J. H., RICKABY, D. A. AND ROERIG, D. L.: Influence of plasma protein binding of indocyanine green and bromocresol green on pulmonary prostaglandin E₁ extraction. *Br. J. Pharmacol.*, in press, 1983.
- FERREIRA, S. H. AND VANE, J. R.: Prostaglandins: Their disappearance from and release into the circulation. *Nature (Lond.)* **216**: 868-873, 1967.
- GILLIS, C. N. AND CATRAVAS, J. D.: Altered removal of vasoactive substances in the injured lung: Detection of lung microvascular injury. *Ann. N.Y. Acad. Sci.* **384**: 458-474, 1982.
- GILLIS, C. N., CRONAU, L. H., MANDEL, S. AND HAMMOND, G. L.: Indicator dilution measurement of 5-hydroxytryptamine clearance by human lung. *J. Appl. Physiol.* **46**: 1178-1183, 1979.
- GILLIS, C. N. AND PITT, B. R.: The fate of circulating amines within the pulmonary circulation. *Annu. Rev. Physiol.* **44**: 269-281, 1982.
- GROSS, K. B. AND GILLIS, C. N.: Metabolism of prostaglandins A₁ and E₁ in the perfused rabbit lung and the effects of selected inhibitors. *J. Pharmacol. Exp. Ther.* **198**: 716-724, 1976.
- HAMMOND, G. L., CRONAU, L. H., WHITTAKER, D. AND GILLIS, C. N.: Fate of prostaglandins E₁ and A₁ in the human pulmonary circulation. *Surgery* **81**: 716-722, 1977.
- HAWKINS, H. J., WILSON, A. G. E., ANDERSON, M. W. AND ELING, T. E.: Uptake and metabolism of prostaglandins by isolated perfused lung: Species comparisons and the role of plasma protein binding. *Prostaglandins* **14**: 251-269, 1977.
- LINEHAN, J. H. AND DAWSON, C. A.: A kinetic model of prostaglandin metabolism in the lung. *J. Appl. Physiol.* **47**: 404-411, 1979.
- LINEHAN, J. H., DAWSON, C. A. AND WAGNER-WEBER, V. M.: Prostaglandin E₁ uptake by isolated cat lungs perfused with physiological salt solution. *J. Appl. Physiol.* **50**: 428-434, 1981.
- PITT, B. R., HAMMOND, G. L. AND GILLIS, C. N.: Depressed pulmonary removal of ³H-prostaglandin E₁ after prolonged cardiopulmonary bypass. *J. Appl. Physiol.* **52**: 887-893, 1982a.
- PITT, B. R., HAMMOND, G. L. AND GILLIS, C. N.: Comparison of pulmonary and extrapulmonary extraction of biogenic amines. *J. Appl. Physiol.* **52**: 1545-1551, 1982b.
- RYAN, J. W.: Processing of endogenous polypeptides by the lungs. *Annu. Rev. Physiol.* **44**: 241-255, 1982.
- SNEDECOR, G. W. AND COCHRAN, W. G.: *Statistical Methods*, Iowa State University Press, Ames, IA, 1967.
- TRIPP, M. R., SWAYZE, C. R. AND FOX, I. J.: *Indocyanine green. In Dye Curves. The Theory and Practice of Indicator Dilution.* ed. by D. A. Bloomfield, pp. 365-391, University Park Press, Baltimore, MD, 1974.
- UOTILA, P. AND MANNISTO, J.: The inactivation of prostaglandin E₁ is decreased by dipyridamole and sulfinpyrazone in isolated rat lungs. *Prostaglandins* **21**: 413-416, 1981.

Send reprint requests to: Dr. Bruce R. Pitt, Department of Anesthesiology, Yale University School of Medicine, 333 Cedar St., New Haven, CT 06510.

SATELLITE SYMPOSIUM—IUPHAR

Vascular Neuroeffector Mechanisms, 6-8 August, 1984, Paris, France

Organizers:

J. A. Bevan (U.S.A.),
 T. Godfraind (Belgium),
 R. A. Maxwell (U.S.A.),
 J. C. Stoclet (France),
 M. Worcel (France)

Inquiries and applications may be directed to:

Dr. Manuel Worcel
 Centre de Recherches Roussel, UCLAF
 B.P. 9, F93230 Romainville (France)